

# Mobile TV Cart

For Flat Panel TVs up to 120"


## Classical Design



Adjustable height adapts to the room and the viewers.



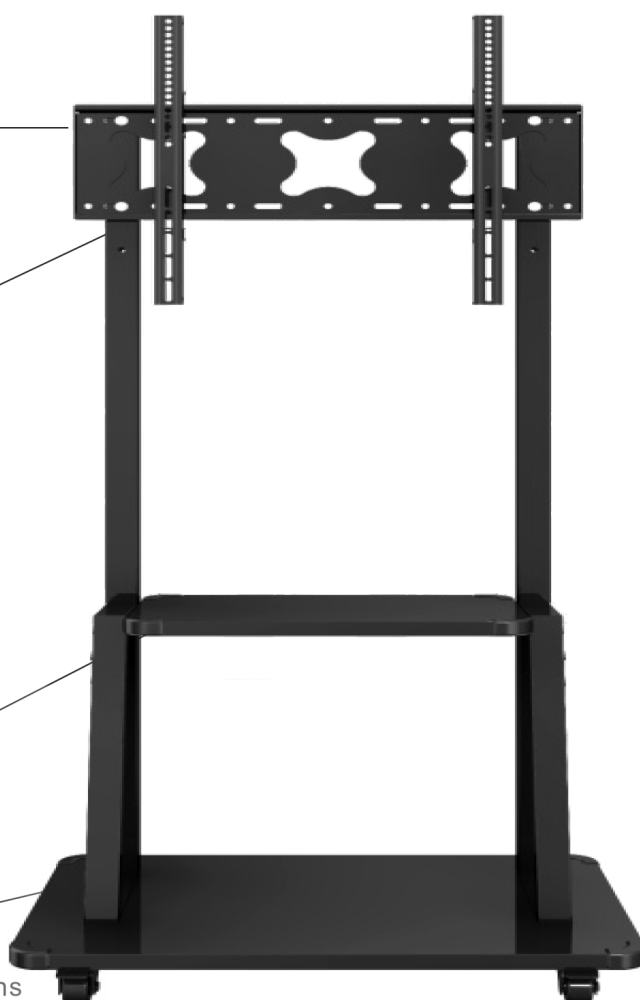
Tvs Plate Locking system  
Keep it more safety when using



A Place for Everythin  
Additional support shelf for  
equipment or materials.  
And Round Corner Design .




A Firmer Foundation  
A larger, Wider, base means  
increased stability and safety  
protecting your equipment and  
people form the possibility  
of tips or falls.





**RD800CLASS/RD810CLASS**

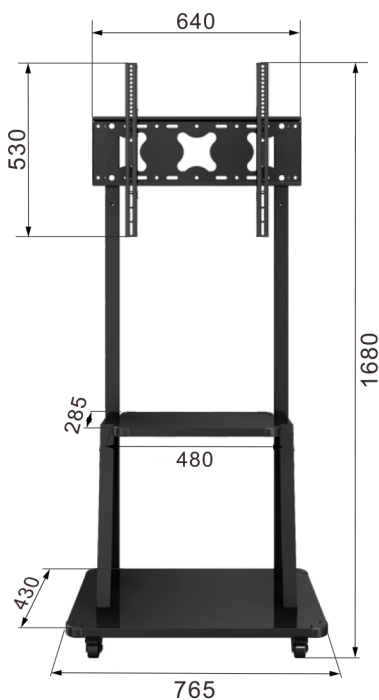
It's NOT Going Anywhere  
Unless You Want it to  
Commercial-Grade Locking  
casters for stability and a firm  
lock for when you need to park it.

Enlarged Capacity for Oversized Tvs  
The Steel Construction Can hold TV up to 150KG!



**RD800CLASS**

| TV SIZE  | VESA   | WEIGHT   | WEIGHT   |
|--|--|--|--|
| <br>42"-85" | <br>600x500 | <br>TV<br>RATED<br>75kg | <br>DVD/AV<br>RATED<br>20kg |



**RD810CLASS**

| TV SIZE  | VESA   | WEIGHT  | WEIGHT   |
|--|--|---|--|
| <br>50"-120" | <br>900x600 | <br>TV<br>RATED<br>120kg | <br>DVD/AV<br>RATED<br>20kg |

